

Songs and Song Books on Your iPad

By Tony Anthonisen

Questions, Questions, Questions!

A number of people have asked the following questions.

- ☑ Can they store and easily access the books and song sheets we use at Twin Cities Ukulele Club jams on their iPads? — **Yes you can!**
 - ☑ Where and how do you download to your iPad the Yellow and Blue books and the Dropbox jam songs? — **Read on!**
 - ☑ What apps/programs should you use to store and display the books and song sheets? — **It's simple and the apps/programs come standard (FREE) on all iPads, iPhones and Mac computers!**
 - ☑ Here are the answers . . .!
-

There are Three Issues!

1. What Apps to Use?
 2. Where to store and access Books and songs?
 3. How to store and access individual Songs?
-

1. Apps!

What Apps Do I Use to See the Books and Songs on My iPad and Mac?

I use the Apple apps whenever possible because they come standard on iPad, iPhone or Mac. **They are FREE.** No need to buy anything else. **They work very well, and the song files can be AirDropped to others who have any Apple device.** (Apple Airdrop - <https://support.apple.com/en-us/HT204144>) Plus, I can help the Twin Cities Ukulele Club jammers with them.

2. Storage!

Apple iCloud, iPad Files and Mac Finder

I tried OnSong, ForScore and a few other apps, and I kept coming back to the Apple programs.

- ☒ I use **iCloud** because it synchronizes ALL the the books, folders and songs between ALL of my Apple devices. It allows me to see the books, folders and files on all of them. Change an item on one, and it is automatically changed on all. **This is NOT true of many of the third party apps.**
 - ☒ I use the Apple **Files** and **Finder** storage systems. I access all my downloaded songs in **Files** on the iPad (and iPhone) and in **Finder** on my Mac.
-

2 part 1. How To!

Download Books like the Yellow, Blue and other books

- ☒ Will I have to again buy the Yellow, Blue and other books like them for the iPad and Mac?

Yes, you will have to buy each of them (again). However, one purchase will work on your iPad, iPhone and Mac. They will synchronize through iCloud. I have found that it is easiest to buy them from Apple Books or **Hal Leonard**. **NOT Amazon/Kindle.** Kindle will not let you search in an effective manner. The books are easy to download, find, open and use. I particularly like the Hal Leonard method. **Be sure to select the Apple Books version and download them to Apple Books.**

THE WORLD'S LARGEST SOURCE FOR MUSIC PUBLICATIONS

HAL LEONARD

BROWSE PRODUCTS ▾ ABOUT US ▾ MY LIBRARY LICENSING DEALER ACCESS DIGITAL BOOKS

Home > The Daily Ukulele

<https://www.halleonard.com/product/240356/the-daily-ukulele>

THE DAILY UKULELE
365 Songs for Better Living

Series: Ukulele
Format: Softcover
Arrangers: Jim Beloff, Liz Beloff

Strum a different song every day with easy arrangements of 365 of your favorite songs in...

BUY NOW

DIGITAL EDITIONS ▾

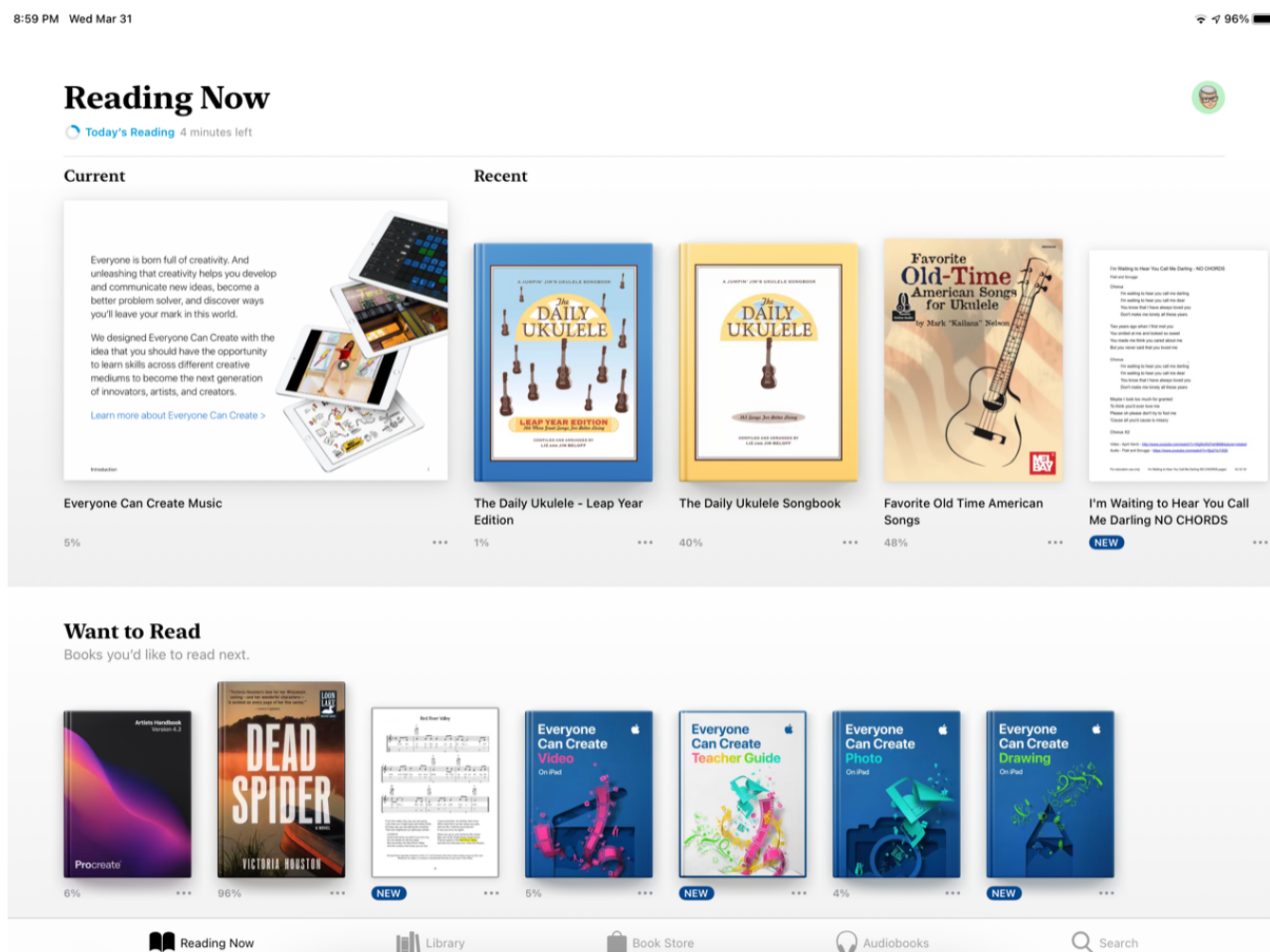
amazonkindle Get it on Apple Books

✓ Once downloaded, where will I find the books on my Mac and iPad?

Once you have the books, you will find them in Apple Books. Here is the Apple Books icon from my Mac and iPad.




✓ iPad and Mac - This is what my Library looks like on my iPad and Mac.



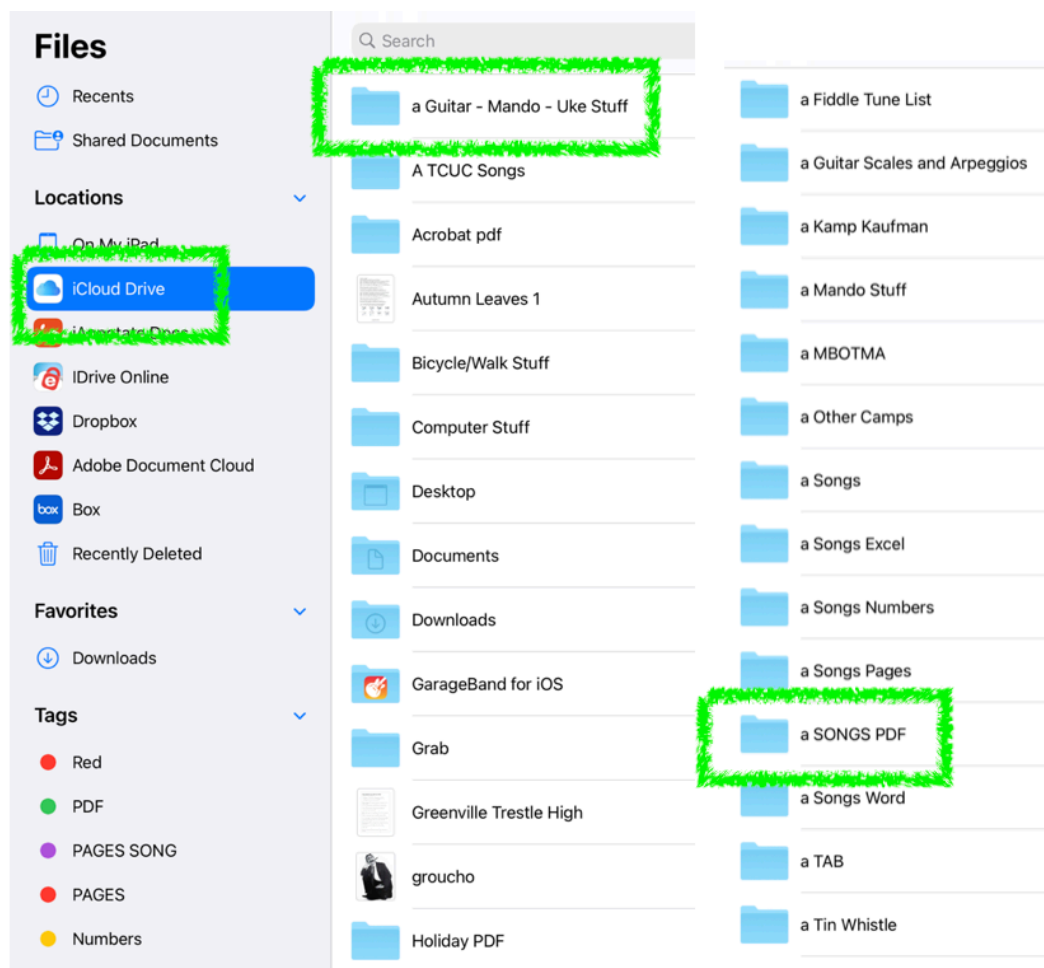
✓ Once downloaded, where will I find the songs on my Mac and iPad?

First, create folders on your iPad or Mac in which to store your song files. For example, I have the folder "a SONGS PDF" to store all the songs I download in pdf format from Dropbox and elsewhere. Keep in mind that if you use iCloud, the folders and the songs in them will show on both your iPad and Mac (and iPhone).

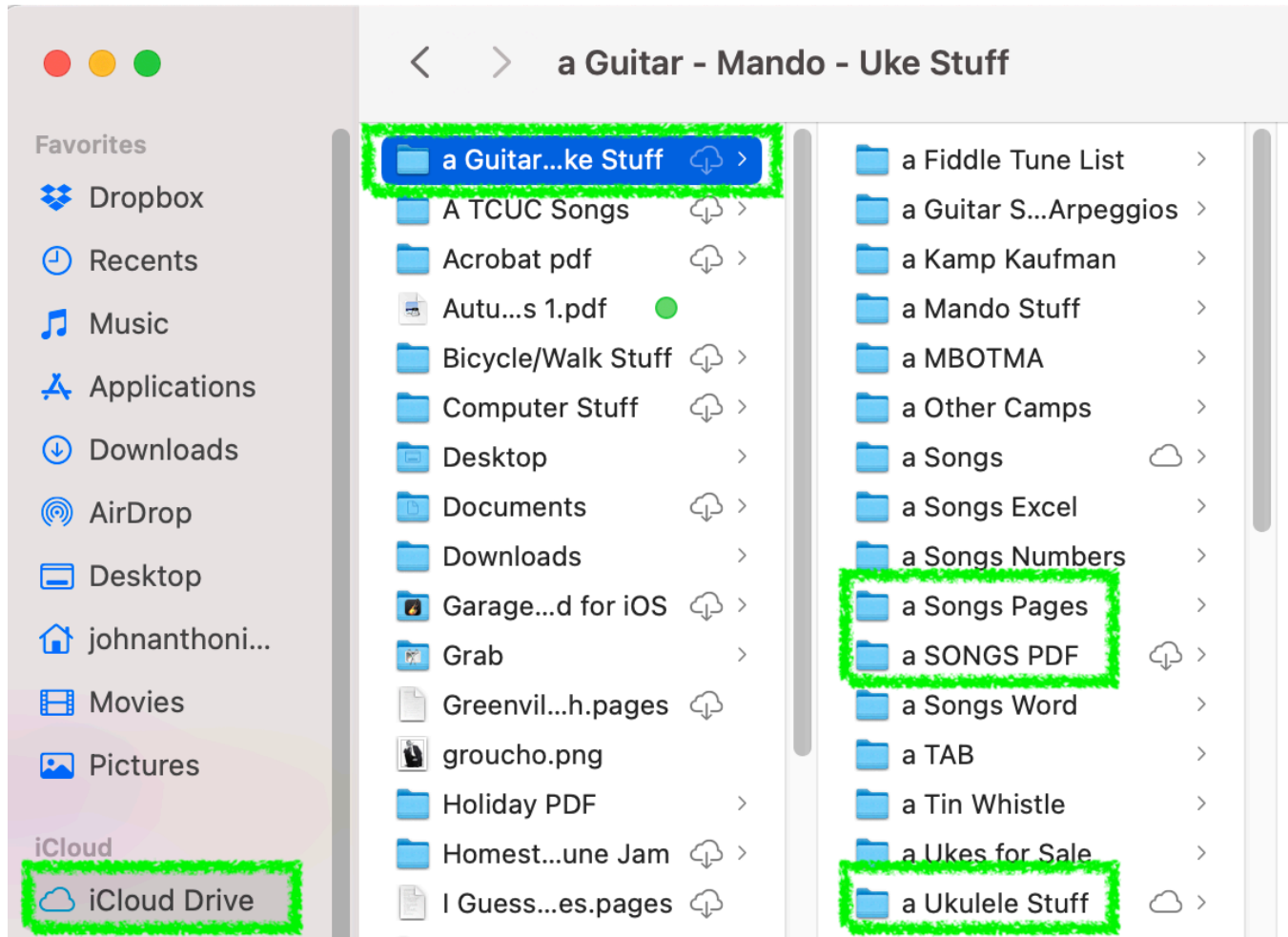
iPad/iPhone Files icon and Mac Finder icon



iPad Files



Mac Finder



2 part 2. How To!

Download Twin Cities Ukulele Club Songs Stored on Dropbox

Dropbox Membership — When you first go to Dropbox (<https://www.dropbox.com/basic>), it asks you if you are or would like to be a member. There is no charge for Dropbox Basic (<https://www.dropbox.com/individual>). With this membership, it is extremely easy to download the whole 1A ALL SONGS folder to your iPad or Mac. Or, you may download the songs one at a time. You do have to download songs to print them.

Download from Dropbox

In Dropbox > select the folder or file(s) you want to download > select Download/Export/Transfer/Share (Transfer) in Dropbox > if asked, select Files > select the Folder location you want them stored on your iPad or Mac > download them. If you are not asked where to download them, they will most likely be in your Downloads folder in Files or Finder.

How to download a file or folder from Dropbox

You can download files and folders to your computer from your Dropbox account. To do so:

1. Sign in to dropbox.com.
2. Click **All files** in the left sidebar.
3. Hover over the file or folder you'd like to download.
4. Click "... " (ellipsis).
5. Click **Download**.

Open Using Files or Finder

Open Files or Finder > Navigate to the folder where the songs/materials are stored > Open the item by clicking or double clicking on it.

Let me know if you have any questions — tcuker@icloud.com